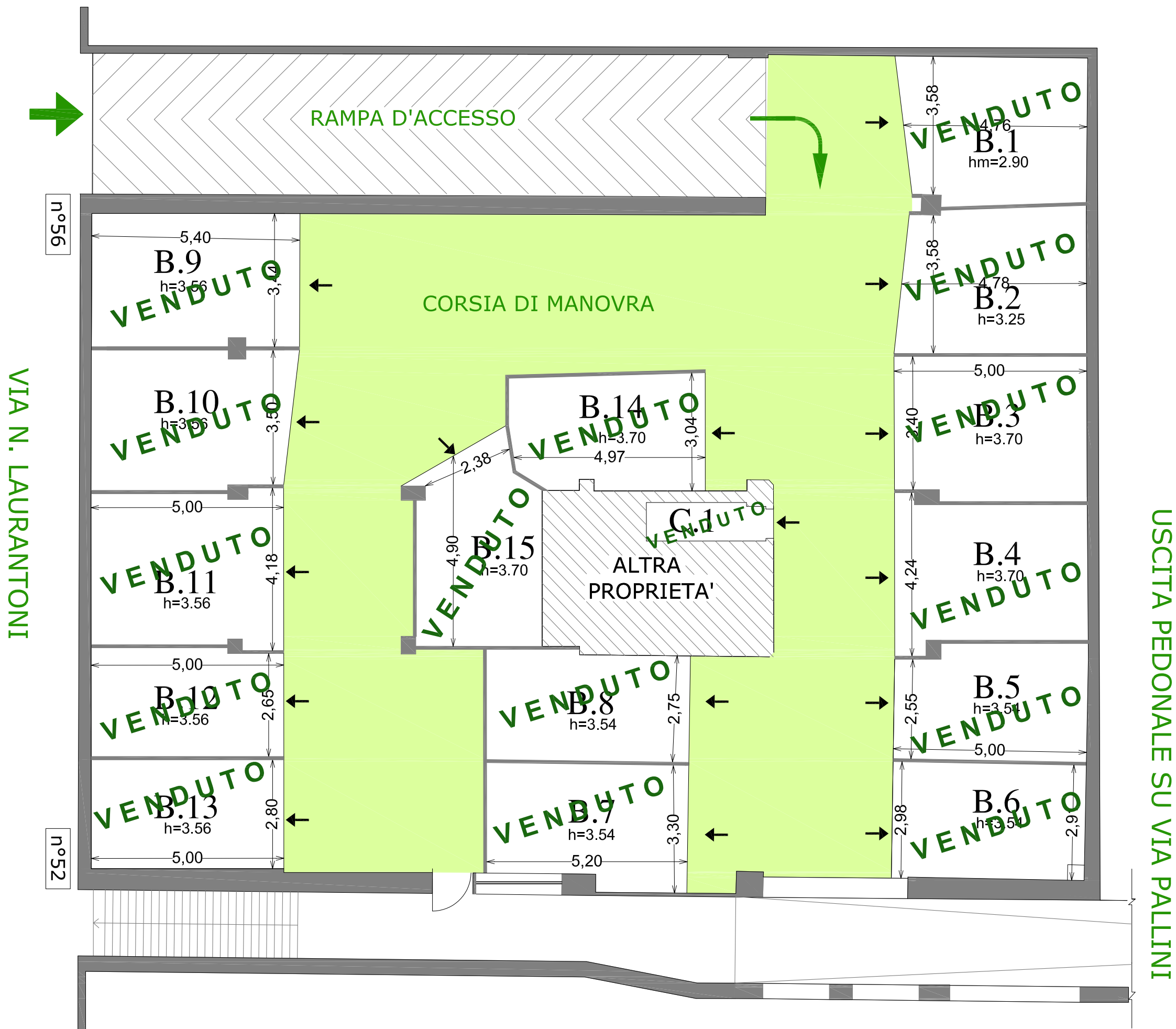
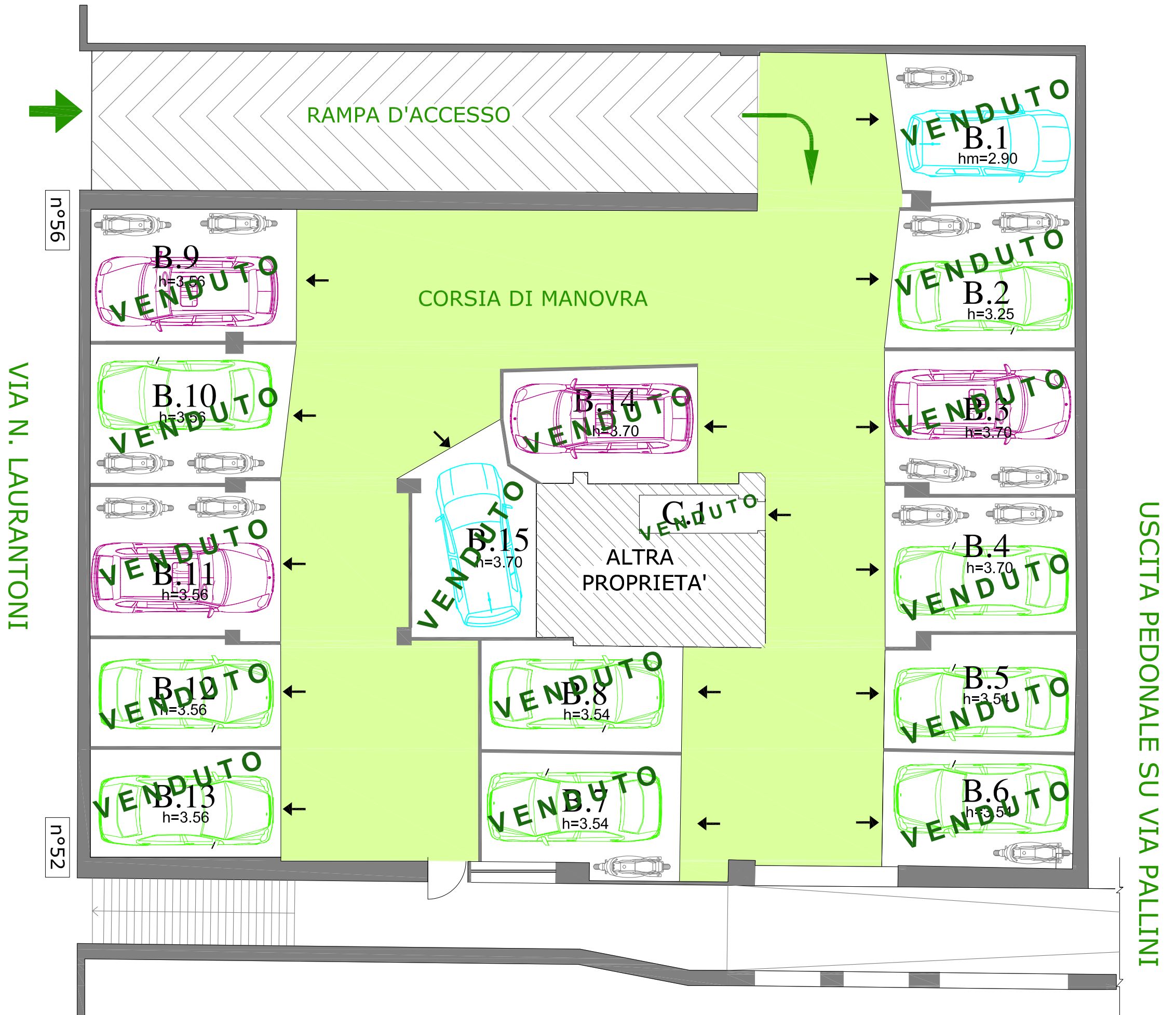


# PIANTA PIANO PRIMO INTERRATO



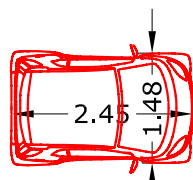
# PIANTA PIANO PRIMO INTERRATO - con sagome auto



# LEGENDA DIMENSIONI AUTO-TIPO

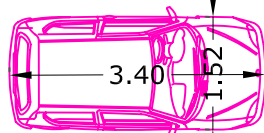
## CITY CAR - SMART fortwo

lunghezza 2,58m  
larghezza 1,56m



## AUTO PICCOLE

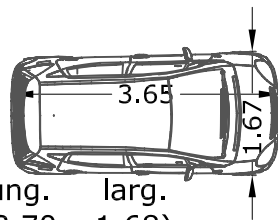
lunghezza circa 3,40m  
larghezza da 1,52m a 1,63m



		lung.	larg.
<b>Fiat</b>	<i>Seicento</i>	(3,40 x	1,52)
<b>Toyota</b>	<i>Aygo</i>	(3,40 x	1,63)
<b>Citroen</b>	<i>C1</i>	(3,43 x	1,63)
<b>Peugeot</b>	<i>107</i>	(3,43 x	1,63)

## AUTO MEDIO-PICCOLE

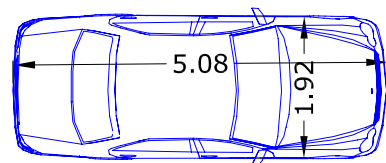
lunghezza da 3,43m a 4,03m  
larghezza da 1,63m a 1,72m



		lung.	larg.
<b>BMW</b>	<i>Mini Cooper</i>	(3,70 x	1,68)
<b>Fiat</b>	<i>Panda</i>	(3,54 x	1,58)
	<i>Idea</i>	(3,93 x	1,70)
	<i>Punto</i>	(3,74 x	1,69)
<b>Toyota</b>	<i>Yaris</i>	(3,67 x	1,67)
<b>Nissan</b>	<i>Micra</i>	(3,72 x	1,66)
<b>Ford</b>	<i>Ka</i>	(3,62 x	1,64)
	<i>Fiesta</i>	(3,72 x	1,68)
<b>Citroen</b>	<i>C2</i>	(3,66 x	1,65)
	<i>C3</i>	(3,86 x	1,67)
<b>VW</b>	<i>Fox</i>	(3,53 x	1,64)
	<i>Polo</i>	(3,82 x	1,66)
<b>Peugeot</b>	<i>206</i>	(3,84 x	1,65)
	<i>207</i>	(4,03 x	1,72)
<b>Renault</b>	<i>Twingo</i>	(3,60 x	1,65)
	<i>Clio</i>	(3,77 x	1,65)

## AUTO GRAN-LUX

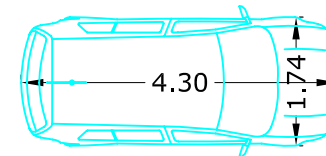
lunghezza da 4,90m a 5,11m  
larghezza da 1,89m a 2,06m



		lung.	larg.
<b>Mercedes</b>	<i>Classe S</i>	(5,08 x	1,91)
<b>BMW</b>	<i>Serie 6</i>	(4,87 x	1,87)
<b>Audi</b>	<i>A6</i>	(4,91 x	1,88)
	<i>A8</i>	(5,07 x	1,89)

## AUTO MEDIA

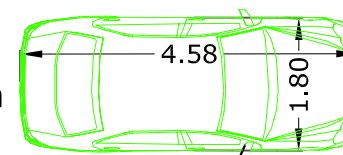
lunghezza da 4,03m a 4,40m  
larghezza da 1,72m a 1,76m



		lung.	larg.
<b>Mercedes</b>	<i>Classe C sportcoupe</i>	(4,36 x	1,74)
<b>BMW</b>	<i>Serie 1</i>	(4,23 x	1,75)
<b>AlfaRomeo</b>	<i>147</i>	(4,23 x	1,73)
<b>Audi</b>	<i>A3</i>	(4,15 x	1,73)
<b>Fiat</b>	<i>Bravo</i>	(4,15 x	1,74)
	<i>GrandePunto</i>	(4,04 x	1,75)
<b>Ford</b>	<i>Focus</i>	(4,34 x	1,79)
<b>Seat</b>	<i>Leon</i>	(4,31 x	1,76)
	<i>Altea</i>	(4,28 x	1,76)
<b>VW</b>	<i>Golf</i>	(4,30 x	1,74)
<b>Opel</b>	<i>Astra</i>	(4,29 x	1,75)
	<i>Zafira</i>	(4,32 x	1,74)

## AUTO GRANDE

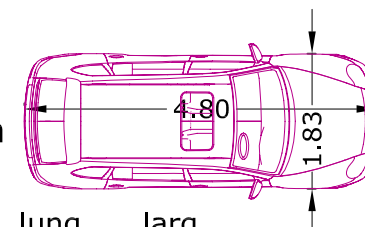
lunghezza da 4,40m a 4,90m  
larghezza da 1,76m a 1,83m



		lung.	larg.
<b>Mercedes</b>	<i>Classe C</i>	(4,58 x	1,77)
<b>BMW</b>	<i>Serie 3</i>	(4,58 x	1,77)
	<i>Serie 5</i>	(4,84 x	1,86)
<b>AlfaRomeo</b>	<i>156</i>	(4,44 x	1,76)
	<i>159</i>	(4,66 x	1,83)
<b>Audi</b>	<i>A4</i>	(4,59 x	1,77)
<b>VW</b>	<i>Touran</i>	(4,41 x	1,79)
<b>Opel</b>	<i>Vectra</i>	(4,61 x	1,80)
	<i>Zafira</i>	(4,48 x	1,80)

## AUTO SUV

lunghezza da 4,57m a 4,92m  
larghezza da 1,85m a 1,93m



		lung.	larg.
<b>Mercedes</b>	<i>Classe ML</i>	(4,79 x	1,91)
	<i>Classe R</i>	(4,92 x	1,92)
<b>BMW</b>	<i>Serie X5</i>	(4,85 x	1,93)
	<i>Serie X3</i>	(4,57 x	1,85)
<b>Porsche</b>	<i>Cayenne</i>	(4,80 x	1,93)