



PIANTA PIANO PRIMO INTERRATO
- con sagome auto

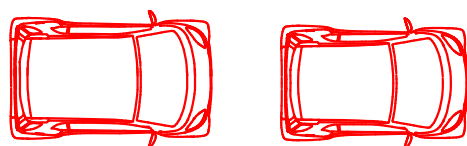
VIA GREGORIO VII
N°339

LEGENDA DIMENSIONI AUTO-TIPO

CITY CAR

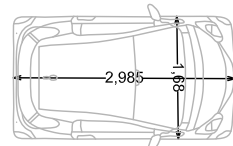
Smart fortwo

(2,70 x 1,56 h=1,54)



TOYOTA IQ

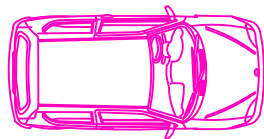
(2,985 x 1,68 h=1,50)



AUTO PICCOLE

lunghezza circa 3,42m

larghezza da 1,51m a 1,63m

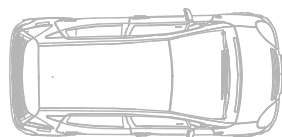


Fiat	<i>Seicento</i>	(3,44 x 1,51 h=1,42)
Toyota	<i>Aygo</i>	(3,42 x 1,62 h=1,47)
Citroen	<i>C1</i>	(3,43 x 1,63 h=1,46)
Peugeot	<i>107</i>	(3,43 x 1,63 h=1,47)

AUTO MEDIO-PICCOLE

lunghezza da 3,43m a 4,03m

larghezza da 1,63m a 1,72m

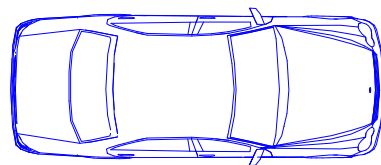


		lung.	larg.
BMW	<i>Mini Cooper</i>	(3,70 x 1,68)	
Fiat	<i>Panda</i>	(3,54 x 1,58)	
	<i>Idea</i>	(3,93 x 1,70)	
	<i>Punto</i>	(3,74 x 1,69)	
Toyota	<i>Yaris</i>	(3,67 x 1,67)	
Nissan	<i>Micra</i>	(3,72 x 1,66)	
Ford	<i>Ka</i>	(3,62 x 1,64)	
	<i>Fiesta</i>	(3,72 x 1,68)	
Citroen	<i>C2</i>	(3,66 x 1,65)	
	<i>C3</i>	(3,86 x 1,67)	
VW	<i>Fox</i>	(3,53 x 1,64)	
	<i>Polo</i>	(3,82 x 1,66)	
Peugeot	<i>206</i>	(3,84 x 1,65)	
	<i>207</i>	(4,03 x 1,72)	
Renault	<i>Twingo</i>	(3,60 x 1,65)	
	<i>Clio</i>	(3,77 x 1,65)	

AUTO GRAN-LUX

lunghezza da 4,91m a 5,27m

larghezza da 1,88m a 1,95m

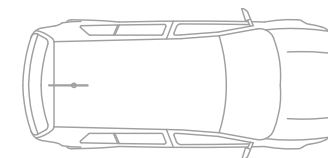


		lung.	larg.
BMW	<i>Serie 7</i>	(5,07 x 1,90 h=1,48)	
Mercedes	<i>Classe S</i>	(5,10 x 1,87 h=1,48)	
	<i>Classe S -lunga</i>	(5,23 x 1,87 h=1,48)	
Audi	<i>A6</i>	(4,91 x 1,88)	
	<i>A8</i>	(5,13 x 1,95)	
	<i>A8 LW12</i>	(5,27 x 1,95)	

AUTO MEDIA

lunghezza da 4,03m a 4,40m

larghezza da 1,72m a 1,76m

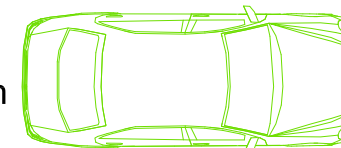


Mercedes	<i>Classe C sportcoupe</i>	(4,34 x 1,73 h=1,41)
	<i>Classe A</i>	(3,88 x 1,76 h=1,60)
BMW	<i>Serie 1</i>	(4,24 x 1,75 h=1,42)
AlfaRomeo	<i>147</i>	(4,22 x 1,73 h=1,44)
Audi	<i>A3</i>	(4,24 x 1,77 h=1,42)
Fiat	<i>Bravo</i>	(4,34 x 1,79 h=1,50)
	<i>GrandePunto</i>	(4,03 x 1,69 h=1,49)
Ford	<i>Focus berlina</i>	(4,34 x 1,84 h=1,50)
Seat	<i>Leon</i>	(4,32 x 1,77 h=1,46)
	<i>Altea</i>	(4,28 x 1,77 h=1,55)
VW	<i>Golf berlina</i>	(4,20 x 1,79 h=1,48)
Opel	<i>Astra</i>	(4,29 x 1,75 h=1,41)

AUTO GRANDE

lunghezza da 4,41m a 4,84m

larghezza da 1,77m a 1,85m

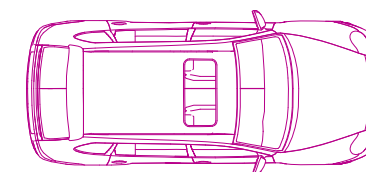


Mercedes	<i>Classe C sw</i>	(4,60 x 1,77 h=1,44)
BMW	<i>Serie 3 sw</i>	(4,53 x 1,82 h=1,42)
	<i>Serie 5 sw</i>	(4,84 x 1,85 h=1,49)
AlfaRomeo	<i>159 sw</i>	(4,66 x 1,83 h=1,43)
Audi	<i>A4 sw</i>	(4,70 x 1,83 h=1,42)
VW	<i>Touran</i>	(4,41 x 1,79 h=1,64)
Opel	<i>Zafira</i>	(4,47 x 1,80 h=1,63)

AUTO SUV

lunghezza da 4,57m a 4,93m

larghezza da 1,85m a 1,93m



Mercedes	<i>Classe ML</i>	(4,78 x 1,91 h=1,77)
	<i>Classe R</i>	(4,93 x 1,92 h=1,66)
BMW	<i>Serie X6</i>	(4,877 x 1,983 h=1,69)
	<i>Serie X5</i>	(4,85 x 1,93 h=1,78)
	<i>Serie X3</i>	(4,65 x 1,88 h=1,66)
Porsche	<i>Cayenne</i>	(4,80 x 1,93 h=1,68)